CODE REVIEW

PROJECT NAME: 43 CHURCH ST.

USE GROUP: M - MERCANTILE
CONSTRUCTION CLASSIFICATION: TYPE 5B
SCOPE OF WORK:
INTERIOR RENOVATION OF EXISTING-
RETAIL SPACE.
RECONFIGURING INTERIOR PARTITIONS,
ADDING -
KITCHEN / PREP AREA,
WALK IN FREEZER,
SERVICE / DISPLAY COUNTER,

APPLICABLE CODES:

INTERNATIONAL BUILDING CODE, NEW JERSEY EDITION 2021
NATIONAL STANDARD PLUMBING CODE 2021 NJ ED.
NATIONAL ELECTRICAL CODE (NFPA 70) 2020
INTERNATIONAL MECHANICAL CODE 2021
NATIONAL FUEL GAS CODE - AMERICAN SOCIETY OF MECHANICAL ENGINEERS (ASME)

NET FLOOR AREA = 899 SQ. FT.

NET CUBIC VOLUME = 8,990 CU. FT.

OCCUPANCY LOADS
(437 SF SEATINGAREA,SERVICE / LOAD FACTOR 60) = 7.3
(462 SF KITCHEN/PREPAREA. / LOAD FACTOR 200) = 2.3
TOTAL = 9.6
CHART 10045 2021 I.B.C. CHAPTER 10 MEANS OF EGRESS.

LEGEND	
	TO BE REMOVED
	EXISTING WALLS TO REMAIN
	NEW WOOD STUD WALL

DEMOLITION NOTES:

CONTRACTOR SHALL FIELD VERIFY ALL DIMENSIONS AND LOCATION OF EXISTING WALLS, DOORS AND WINDOWS AFFECTED BY DEMOLITION AND NEW WORK.

THE CONTRACTOR SHALL EXAMINE THE AREAS AND CONDITIONS UNDER WHICH THE WORK WILL BE PERFORMED. CORRECT CONDITIONS DETRIMENTAL TO TIMELY AND PROPER COMPLETION OF THE WORK. THE CONTRACTOR SHALL NOT PROCEED UNTIL UNSATISFACTORY CONDITIONS ARE CORRECTED.

THE CONTRACTOR SHALL VERIFY THE EXTENT AND LOCATION OF SELECTIVE DEMOLITION REQUIRED AND CAREFULLY IDENTIFY THE LIMITS OF SELECTIVE DEMOLITION TO ENABLE WORKMEN TO IDENTIFY ITEMS TO BE REMOVED AND ITEMS TO BE LEFT IN PLACE AND INTACT.

THE CONTRACTOR SHALL NOTIFY ARCHITECT IMMEDIATELY FOR ANY EXISTING PARTITIONS TO BE REMOVED THAT ARE LOAD BEARING

IN PARTITIONS TO BE DEMOLISHED REMOVE ALL LIGHT FIXTURES, SWITCHES, WIRING, RECEPTACLES AND ALL ELECTRICAL DEVICES.

COMPLETELY REMOVE ITEMS SCHEDULED FOR DEMOLITION, LEAVING THE SURFACE CLEAN AND SOLID READY TO RECEIVE NEW MATERIAL.

IN THE EVENT OF DEMOLITION OF ITEMS NOT SCHEDULED FOR DEMOLITION THE CONTRACTOR SHALL PROMPTLY REPLACE SUCH ITEMS TO THE APPROVAL OF THE ARCHITECT/OWNER AT NO ADDITIONAL COST TO THE OWNER.

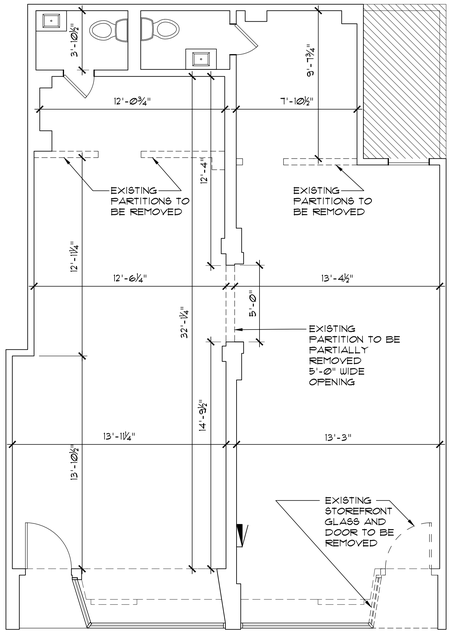

1 A1 DEMO PLAN
SCALE: 1/4" = 1'-0"

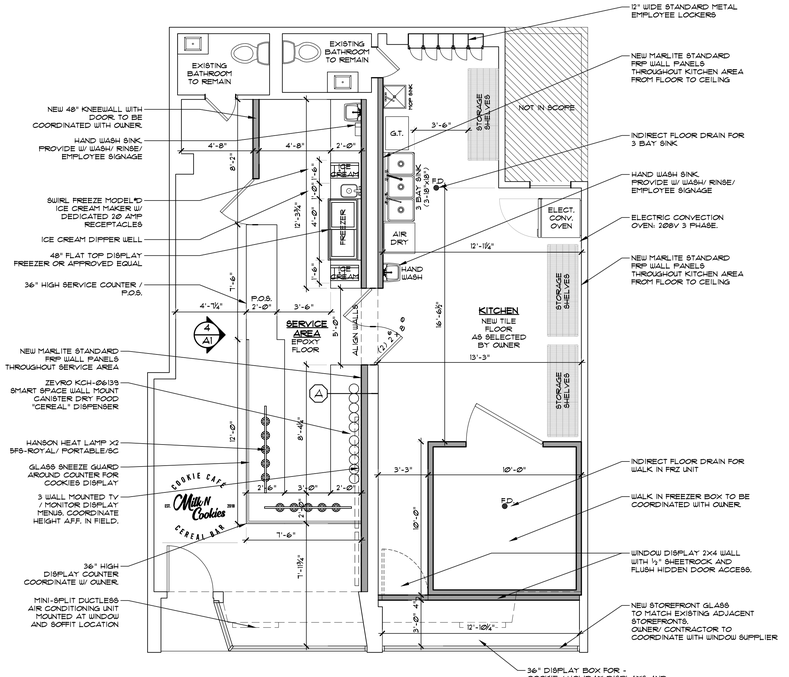

2 A1 FLOOR PLAN
SCALE: 1/4" = 1'-0"

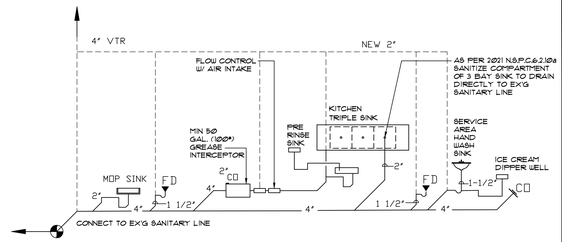

PLUMBING RISER DIAGRAM

SCALE: N.T.S.

GREASE INTERCEPTOR SIZING

3 COMPARTMENT SINK
21" X 18" X 13" X 3 (COMPARTMENTS) = 14,742 CUBIC INCHES
14,742 / 231 = 63.81 GPM
63.81 X Ø.75 = 47.86 GPM
47.86 / 1 MINUTE DISCHARGE = 48 GPM TOTAL ACTUAL DRAINAGE LOAD

PROVIDE MINIMUM 50 GALLON TRAP (100#) - STANDARD SIZE GREASE INTERCEPTOR

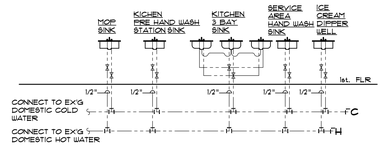

WATER RISER DIAGRAM

SCALE: N.T.S.

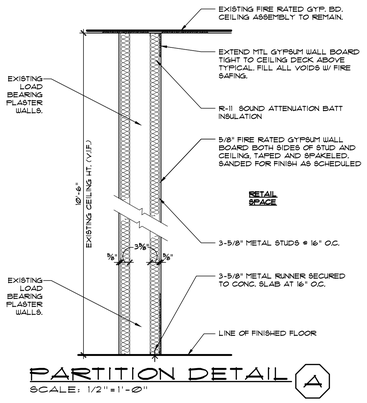

PARTITION DETAIL A
SCALE: 1/2" = 1'-0"

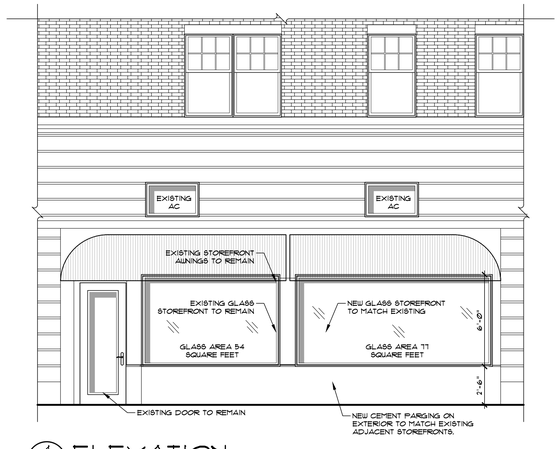

4 A1 ELEVATION
SCALE: 1/4" = 1'-0"

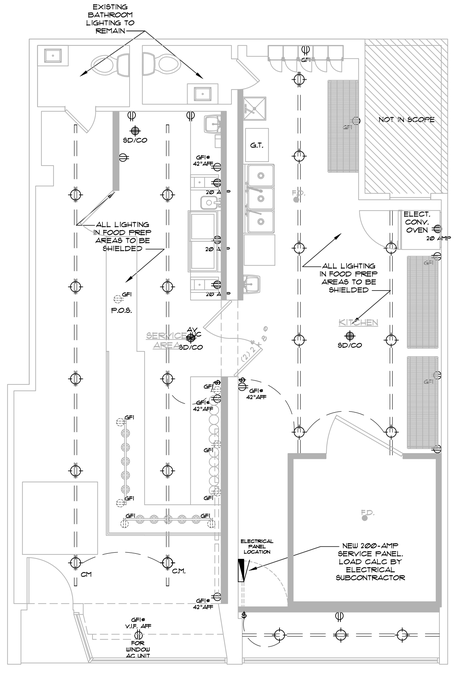

3 A1 ELECTRICAL PLAN
SCALE: 1/4" = 1'-0"

ELECTRICAL LEGEND

SYMBOL	DESCRIPTION
6"	6" LED RECESSED DOWN LIGHT FIXTURE. 6" HOUSING: RAB ND6R20D 6" TRIM MODEL: RAB NDLED6RD-80YYHC-W-W RATED FOR WET CONDITIONS
CM.	CEILING MOUNTED LED TRACK LIGHTING FIXTURE
	WALL MOUNTED SINGLE POLE, DIMMER, 3-WAY, 4-WAY, 5-WAY SWITCH
	110 V. DUPLEX RECEPTACLE, 12" A.F.F., UNLESS OTHERWISE NOTED ON PLANS
20 AFF	110 V. 20 AMP. DUPLEX RECEPTACLE 12" A.F.F. , UNLESS OTHERWISE NOTED ON PLANS
GFI	110 V. DUPLEX RECEPTACLE, GROUND FAULT INTERRUPTED (GFI.), WITH RESET
SD	CEILING MOUNTED SMOKE DETECTOR
SD/CO	SMOKE / CARBON MONOXIDE DETECTOR
	WALL MOUNTED CABLE T.V. JACK, 12" A.F.F. , UNLESS
GAS FEED	GAS LINE
T	THERMOSTAT
	WALL MOUNTED EXHAUST FAN
	CEILING FAN
	PLEASE NOTE LIGHTING SPECS AS PER RAB LIGHTING. OWNER OR CONTRACTOR TO USE SIMILAR.

- IC HOUSINGS MUST BE INSTALLED WHEREVER INSULATION WILL BE IN DIRECT CONTACT WITH THE LIGHT HOUSING.
- FIRE DOMES TO BE INSTALLED AT ALL NEW RECESSED LIGHT LOCATIONS
- SMOKE AND CARBON DETECTOR ARE BATTERY OPERATED

ZAMPOLIN & ASSOCIATES
ARCHITECTS
(201)-358-1166 ZAMPOLIN.COM
187 FAIRVIEW AVE. WESTWOOD, NJ 07675

ROBERT E. ZAMPOLIN, A.I.A.
ARCHITECT

NJ	09185	MD	10033
CA	C 25924	NH	2567
CT	AR-0006731	NY	023710
DE	55-0005980	OH	10367
FL	AR-92829	PA	RA-013561-B
IL	001-013391	VA	13327
IN	AR10000271	VT	2433
MA	9115		

© ALL RIGHTS RESERVED

THIS DRAWING, THE DESIGN INDICATED, THE FORMAT AND ARRANGEMENTS ARE THE PROPERTY OF ZAMPOLIN AND ASSOCIATES. ANY USE OR REUSE OF ORIGINAL OR ALTERED DESIGN MATERIALS BY THE CLIENT OR AGENTS OF THE CLIENT WITHOUT THE EXPRESS WRITTEN PERMISSION AND APPROVAL OF THE DESIGN PROFESSIONAL SHALL BE AT THE SOLE RISK OF THE OWNERS. FURTHERMORE THE CLIENT AGREES TO DEFEND, INDEMNIFY AND HOLD THE DESIGN PROFESSIONAL HARMLESS FROM ALL CLAIMS, INJURIES, DAMAGES, LOSSES, EXPENSES, AND ATTORNEY FEES ARISING OUT OF MODIFICATION OR REUSE OF THESE MATERIALS.

THE GENERAL CONTRACTOR AND / OR ALL SUB-CONTRACTORS BORROWING FROM THESE PLANS AND SPECIFICATIONS ARE NOT TO SCALE SUCH INFORMATION BUT TO CONTACT THE ARCHITECT OR HIS REPRESENTATIVE FOR ANY NECESSARY ADJUSTMENTS. IF SUCH ADJUSTMENTS DO NOT APPEAR TO BE CORRECT SEND UP PROPERLY OR SCALE CORRECTLY TO THE INDICATED SIZE.

REVISIONS

DATE	REV. BY	REV. #	REVISIONS / SUBMISSION

MILK N' COOKIES

PROJECT:

43 CHURCH ST

MONTCLAIR, NJ

DRAWN BY:		M.E.Z.
REVIEWED BY:		R.E.Z.
PROJECT NUMBER:		23-062
SCHEMATIC SET	DATE:	08-30-23
PROGRESS SET	DATE:	
PLANNING BOARD SET	DATE:	
BID SET	DATE:	
PERMIT SET	DATE:	10-30-23
RECORD SET	DATE:	

FIRST FLOOR FIT-OUT PLAN

DRAWING NO.

A1



1
A2
EXISTING ELEVATION
NOT TO SCALE

CLEAR GLASS DISPLAY
PAINTED FRAME TO MATCH
NEW.
NO LOGO OR SIGNAGE.

NEW STOREFRONT GLASS TO MATCH EXISTING ADJACENT STOREFRONTS.
OWNER/ CONTRACTOR TO COORDINATE WITH WINDOW SUPPLIER

36" DISPLAY BOX FOR -
COOKIE / HOLIDAY DISPLAYS AND
CEILING MOUNTED TRACK LIGHTING

ENTRANCE TO REMAIN
AS IS

NEW CEMENT PARGING ON
EXTERIOR TO MATCH EXISTING
ADJACENT STOREFRONTS.

2
A2
PROPOSED ELEVATION
NOT TO SCALE

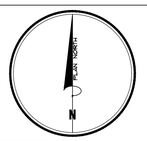

ZAMPOLIN & ASSOCIATES
ARCHITECTS
(201)-358-1166 ZAMPOLIN.COM
187 FAIRVIEW AVE. WESTWOOD, NJ 07675

ROBERT E. ZAMPOLIN, A.I.A.
ARCHITECT

NJ	09185	MD	10033
CA	C 25924	NH	2567
CT	AR-1008731	NY	023770
DE	S5-0005980	OH	10367
FL	AR-92829	PA	RA-013961-B
IL	001-013391	VA	13327
IN	AR10000277	VT	2433
MA	915		

© ALL RIGHTS RESERVED

THIS DRAWING, THE DESIGN INDICATED, THE FORMAT AND ARRANGEMENTS ARE THE PROPERTY OF ZAMPOLIN AND ASSOCIATES. ANY USE OR REUSE OF ORIGINAL OR ALTERED DESIGN MATERIALS BY THE CLIENT, AGENTS OF THE CLIENT OR OTHER PARTIES WITHOUT THE REVIEW AND WRITTEN APPROVAL OF THE DESIGN PROFESSIONAL SHALL BE AT THE SOLE RISK OF THE OTHERS. FURTHERMORE THE CLIENT AGREES TO DEFEND, INDEMNIFY AND HOLD THE DESIGN PROFESSIONAL HARMLESS FROM ALL CLAIMS, INJURIES, DAMAGES, LOSSES, EXPENSES, AND ATTORNEY FEES ARISING OUT OF MODIFICATION OR REUSE OF THESE MATERIALS.

THE GENERAL CONTRACTOR AND / OR ALL SUB-CONTRACTORS WORKING FROM THESE PLANS AND SPECIFICATIONS ARE NOT TO SCALE SUCH INFORMATION BUT TO CONTACT THE ARCHITECT OR HIS REPRESENTATIVE REGARDING MEASUREMENTS. IF SUCH MEASUREMENTS DO NOT APPEAR TO BE CORRECT, ADD UP PROPERLY OR SCALE CORRECTLY TO THE INDICATED SIZE.

REVISIONS

DATE	REV. BY	REV. #	REVISIONS / SUBMISSION

MILK N' COOKIES

PROJECT:

43 CHURCH ST

MONTCLAIR, NJ

DRAWN BY:		M.E.Z.
REVIEWED BY:		R.E.Z.
PROJECT NUMBER:		23-062
SCHEMATIC SET	DATE:	08-30-23
PROGRESS SET	DATE:	
PLANNING BOARD SET	DATE:	
BID SET	DATE:	
PERMIT SET	DATE:	10-30-23
RECORD SET	DATE:	

EXISTING AND PROPOSED STOREFRONT ELEVATIONS

DRAWING NO.

A2